

5th Rizal Library International Conference- Libraries, Archives and Museums:

Common Challenges, Unique Approaches



A Case Study: The Queensland Disaster Information Network (Q-Dis)

Ateneo de Manila University, Quezon City, Philippines

25-26 October 2012

Christine Ianna

Christine.ianna@gmail.com



Disaster preparedness and planning- a common challenge for Libraries, Archives and Museums



A case study: Queensland's Disaster Information Network (Q-Dis)

<http://manexus.ning.com/profile/QDIS>

Christine Ianna

e: christine.ianna@gmail.com



Disaster preparedness workshops, training and advice in Queensland

Training delivered:

- Across the length and breadth of Queensland
- Over the past three plus decades
- Participants attended from a variety of organizations
- Facilitators came from government institutions and the private sector
- Funded under the auspices of a 'variety' of supporters and sponsors showing it to be a common challenge



Philippines area imposed on area of Queensland



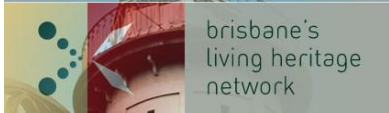
Support organisations and institutions



Australian Library and Information Association



Queensland State Archives



Queensland Local Studies Group



Community Heritage Grants



Museum Development Officers





Emphasis of Workshops, training and advice: 1.Planning & Preparation

Planning & Preparation

Risk assessment- extent & likelihood

Prevention & Mitigation

Housekeeping, maintenance, security, planning

Disaster Plan

Contacts, Recovery Supplies, Networks & training

Disaster Recovery

Recovery options, Movement documentation,
Recovery teams

Salvage Exercise





Emphasis of Workshops, training and advice: 2.Preservation Spectrum Approach

Based on Continuous Improvement Model

Not An Option:



Acceptable:
Not necessarily preferred



Preferred:



**NO
PREPAREDNESS
PLAN
NO RECOVERY
KIT**

**PORTIONS of a PLAN
Eg
EMERGENCY CONTACTS
LISTED
RECOVERY KIT**

**REVIEWED, UPDATED
WELL PRACTICED
PREPAREDNESS PLAN**



An idea

- **Most powerful outcome of the workshops in addition to the training - the local networks created but...**
- **Difficulty** - maintaining enthusiasm for preparedness and planning once the facilitators left
- **Suggestion** - create a semi-formal disaster preparedness network based on the Dis-ACT network that had been operating in Canberra
<http://www.anbg.gov.au/disact/>






What could a Queensland model look like?

Set-up

- Not limited to the domain of any one cultural collecting sector
- Require limited IT expertise (from user and moderator's perspective)
- Minimal moderator input - emphasis on directing visitors to reliable current sources of information rather than 're-inventing the wheel'
- be sustainable with minimal to no operating funds



Members

- may be paid or working as volunteers in their sector,
- may have undertaken some training or not
- Be drawn from all sectors ie. galleries, libraries, archives, museums, records management etc



Networking – Facebook, LinkedIn, Ning? Or...

A number of platforms were considered:

- **Facebook:** easily setup but considered “too social”. Anecdotal discussions concerned apparent issues with safety, privacy settings, security etc .
- **LinkedIn:** seemed to be more for keeping ‘in touch’ professionally with respect to employment opportunities etc .
- **a Ning:** appeared “just right” . Coincidentally Museums Australia was using a ning as a hub to promote and facilitate communication across its networks.





The Q-DIS virtual network becomes a reality

Through the enthusiasm and support of Museums & Gallery Services QLD it was established that:

- Q-DIS be hosted via the Museums Australia portal and their *ning* <http://manexus.ning.com/>
- Be no requirement for Q-DIS members to be financial members of Museums Australia to ensure true cross-sector representation
- Q-DIS was launched on December 9th 2010 at the MAGSQ networking event: Heritage Collections and Disaster http://www.magsq.com.au/01_cms/details.asp?ID=768



- Main
- My Page
- Blogs
- Forum
- Groups**
- Photos
- Events
- Members
- Invite

All Groups My Groups

 Options   Invite

Q-DIS

- Sign Out
-  Inbox
-  Alerts
-  Friends - Invite
-  Settings

 **Q-DIS**
Created by Q-DIS  View Groups

Information



The Queensland Disaster Information Network (Q-DIS) is a group for sharing information on disaster preparedness and planning.

Members: **28**
Latest Activity: **yesterday**

 Share  Twitter  Facebook

 Send Message to Group

Members (28)

**Useful links for Disaster Preparedness** 3 Replies

Started by Q-DIS. **Last reply** by Q-DIS on Tuesday.

**EARTHQUAKES** 8 Replies

Started by Q-DIS. **Last reply** by Q-DIS on Monday.

**THEFT** 1 Reply

Started by Q-DIS. **Last reply** by Q-DIS Jul 26.

**Funding Sources for Disaster Recovery** 10 Replies

Started by Ann Baillie. **Last reply** by Q-DIS Jul 25.

**FLOODING - QLD Update** 29 Replies

Started by Q-DIS. **Last reply** by Q-DIS Jul 25.

**M&GSQ Flood Damage Register - Updates** 5 Replies

Started by Q-DIS. **Last reply** by Q-DIS Apr 26.

**FLOODING- Response and Recovery- Salvage** 21 Replies

Started by Q-DIS. **Last reply** by Q-DIS Apr 4.

**TSUNAMI- JAPAN**

Started by Q-DIS Apr 4.

**CYCLONE- QLD Update** 18 Replies

Started by Q-DIS. **Last reply** by Q-DIS Mar 21.

**How is your plan progressing? Does it need to be reviewed? Is there an area of your plan that requires more information?** 1 Reply

Started by Q-DIS. **Last reply** by Q-DIS Mar 7.

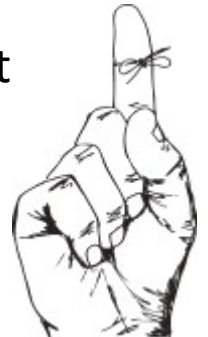


Q-DIS role: after the 2010-11 floods

- Promoting and distributing new and existing resources on the site
- Promoting details of cross-sector events and activities
- Providing training opportunities – covering large scale weather disasters and the sometimes more insidious risks of safety, security, pest management etc.

and ultimately...

- Ensure that disaster preparedness, planning, risk management and t remain on everyone's agenda at all times



Main

My Page

Blogs

Forum

Groups

Photos

Events

Members

Invite



My Photos (64)

▶ View Slideshow

Sign Out

Inbox

Alerts

Friends-Invite

Settings



Sort by: Latest



Donations to support moveable cultural collections



Naphthalene flakes withdrawn from sale due to potential health risks



locust plagues



FEMA Emergency Response and Salvage Wheel



Quick Reference Guide from Records and Information Management Professionals Australasia



Personal Protective Equipment (PPE) latex disposable gloves



Personal Protective Equipment (PPE)- safety boots



Personal Protective Equipment (PPE) Polysafe_clear safety glasses



Personal Protective Equipment (PPE)- facemask N95 or P2



Personal Protective Equipment (PPE) Powder-Free-Blue-Nitrile-Gloves



Paper towels



Flood cleanup



Energy foods



Alcohol wipes



Southbank Floods January 2011 (Dan Hill)

Personal Protective Equipment



Minimum requirement for mould removal is P2 or N95 mask or respirator



Gloves

- **Misperceptions About White Gloves**
(Dr. Cathleen A. Baker And Randy Silverman

International Preservation News December 2005)

<http://archive.ifla.org/VI/4/news/ipnn37.pdf>





FEMA Emergency Response and Salvage Wheel

Added by Q-DIS on March 1, 2011 at 10:00pm

 [View Photos](#)

[Previous](#) [Next](#)



This hands-on tool helps you -

- protect precious collections and significant records
- find reliable information instantly
- save damaged objects you thought were lost forever!

Side One: Action Steps outlines critical stages of disaster response, such as stabilizing the environment and assessing damage.

Side Two: Salvage Steps provides practical tips for nine types of collections: books and documents, photographs, electronic records, paintings, and more.

<http://www.heritagepreservation.org/catalog/wheel1.htm>

Available in Australia from:
Preservation Australia at

<http://www.preservationaustralia.com.au/products/range/disaster-recovery>

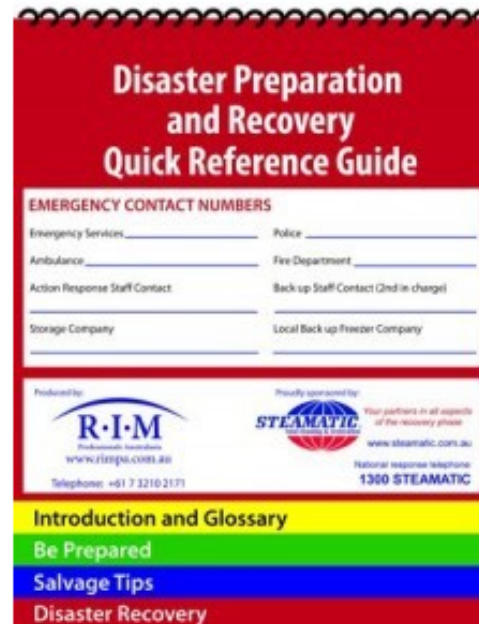


Quick Reference Guide from Records and Information Management Professionals Australasia

Added by Q-DIS on March 1, 2011 at 9:56pm

[View Photos](#)

[Previous](#) | [Next](#)



This quick reference guide provides easy to follow tips for preparing for a disaster, recovery tips for cleaning up after a disaster and salvage tips for saving as much as you can. It is not a replacement for professional assistance from a conservation/preservation expert but offers practical advice for things that you can do to make their job easier and reduce your losses. It is available in either electronic format or hard copy.

<http://www.rimpa.com.au/publications/brochures-posters/>



Q-DIS: future directions ...

From a state perspective...

- Not to operate in isolation
- Liaise, promote and foster cross-sector disaster preparedness, risk management and planning
- Develop relationships at the local, district and state levels of government including Emergency Management QLD and Local Government Disaster Management Groups
eg. www.disaster.qld.gov.au



- Home
- ▣ Warnings and Alerts
- ▣ Be Prepared
- ▣ Disaster Resources
- ▣ News
- ▣ About disaster management
- ▣ Financial Support

Welcome to Queensland's disaster management website where links, information and administrative forms can be accessed to help prepare for, respond to and recover from disasters.

Warnings and Alerts



- [Current warnings and alerts](#)
- [About the Emergency Alert service](#)
- [About the Standard Emergency Warning Signal](#)

News



- [Latest news and media contacts](#)
- [News archive](#)

Be Prepared



- [Get ready Queensland](#)
- [...further preparedness info](#)
- [Italiano \(Other languages\)](#)

About Disaster Management



- [Introduction and history](#)
- [Disaster management arrangements](#)
- [Disaster management phases](#)
- [Disaster Management Act 2003](#)

Disaster Resources



- [Handy emergency contacts, info, web & social media links](#)
- [Policies, guidelines and forms](#)
- [General publications](#)
- [Reports](#)
- [Current Disaster Management Plans](#)

Financial Support



- [State and Federal Government support](#)
- [NDRRA guidelines and forms](#)
- [NDRRA activations](#)



National disaster response network – ‘HEART’

- Q-DIS also aims to contribute wherever possible to the development of the AICCM HEART initiative
- **H**eritage **E**mergency **A**ction **R**esponse **T**eam Project
- National AICCM* initiative
- Project brief being developed
- Funding sources being identified
- Watch this space!



*AICCM -Australian Institute for Conservation of Cultural Material

<http://www.aiccm.org.au/>



Q-DIS: a baptism of water (and a lot of it)!

After its launch Q-DIS began 'networking'

- Members were invited to review their disaster plans

Q-DIS evolved into a hub for posting:

- Weather events in late 2010 and early 2011 took their toll on Queensland
- News and updates on who and what had been affected
- Salvage links uploaded, directing visitors to reliable sources of information eg. Queensland Police Service Facebook site, State Library of Queensland, AICCM website etc.
- Advice on sources of funding to assist with recovery
- Calls for volunteers to assist with specific recovery projects



Q-DIS: has it been successful?

Sustainable?

- Sustainability requires ...Not the Voice –many voices

Christchurch City Libraries Bibliofile Blog

<http://cclbibliofile.wordpress.com/2012/09/25/this-is-how-we-do-it-social-media-at-christchurch-city-libraries/>

Useful?

- Especially during and post significant disaster events such as the 2010-11 floods
- Continued postings of disaster preparedness events, suggestions for recovery kits
- Positive feedback from trainees



Case Study– practical application workshop training

- *We have spent quite a few hours over the past two days working on David Bowden's flood damaged family history collection. David's collection was stored in the car shed in a sealed plastic box. He was standing on the veranda when he noticed the box just about to float off down the gully in the flood water. He rushed into the water to save it but by this time, the box was full of flood water so we have offered to try to dry it out for him.*
- *The mud has been washed off the photos, laid on towels and dabbed with paper towel to dry off, let dry out overnight, then hung on clothes line in the Annex to finish drying out. The rest of his collection has been put into freezer bags and stored in the freezer until we have the time to work on it. A couple of members have taken a book home to work on it there. I have a Scrapbook full of newspaper clippings which I think we can save. Attaching a couple of photos.*
- *The only things we have had to throw out have been a few photos printed on a home computer. The top photo's colour has been nearly washed off the other photos in the pack are only wet around the edges. We certainly didn't attempt to wash them, only dabbed them with paper towel. Attaching a good photo to remind us not to use coloured paper, files, etc. See the yellow colour that came out of it.*

<http://manexus.ning.com/group/qdis/forum/topics/2012-stories-from-the-qld-floods>



Case study – what a small kit can do!





Case study – what a small kit can do!



Q-DIS Be ready!



Case study – what a small kit can do!





Case study – what a small kit can do!



Q-DIS Be ready!



Case study – what a small kit can do!





Q-DIS

Q-DIS - Queensland Disaster Information Network

<http://manexus.ning.com/profile/QDIS>